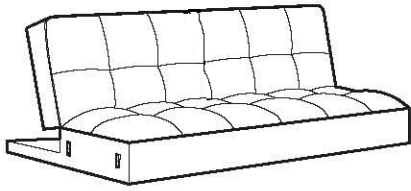
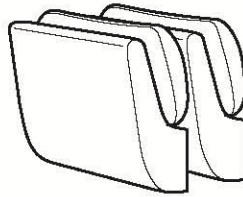


# PARTS AND HARDWARE



A : SOFA BED BODY 1 PC



B : ARM 1 PC



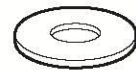
C : FRONT LEG 2 PCS



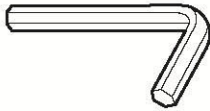
D : BACK LEG 2 PCS



E : SCREW M8 X 80MM 2 PCS

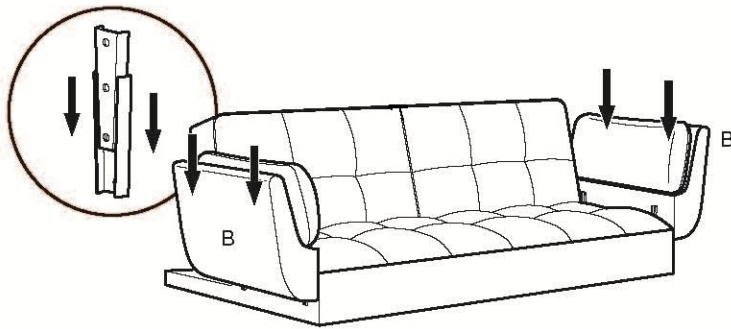


F : WASHER 2 PCS




G : ALEEN KEY 1 PC


# ASSEMBLY INSTRUCTIONS



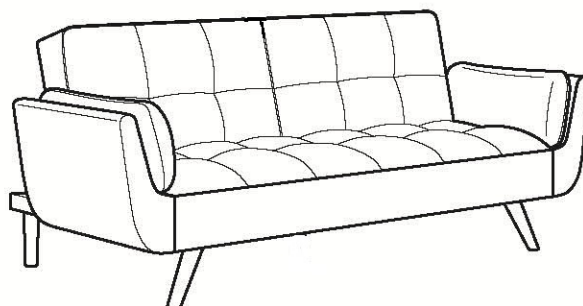
**STEP1 :**  
FIX THE ARMS TO THE SOFA BED BODY.



**STEP2 :**  
FIX THE FRONT LEGS TO THE SOFA BED BODY.



**STEP3 :**  
FIX THE BACK LEGS TO THE SOFA BED BODY.



**FINISH**