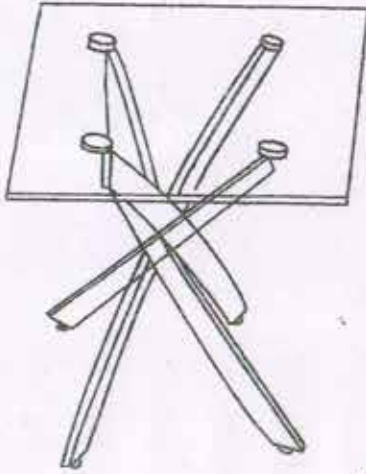
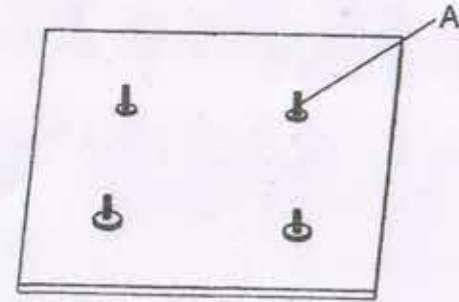


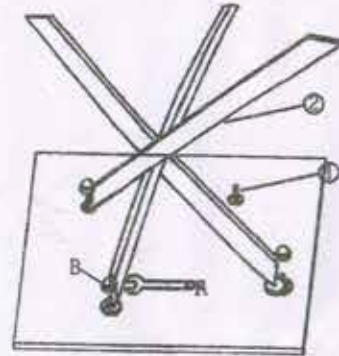
T-5005 End Table



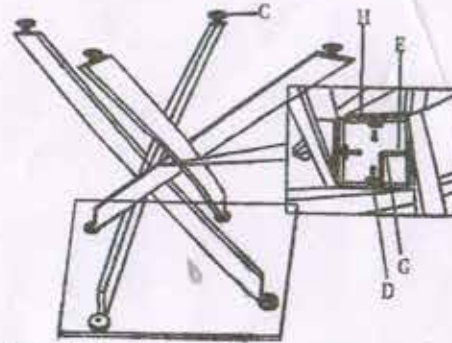
①











②



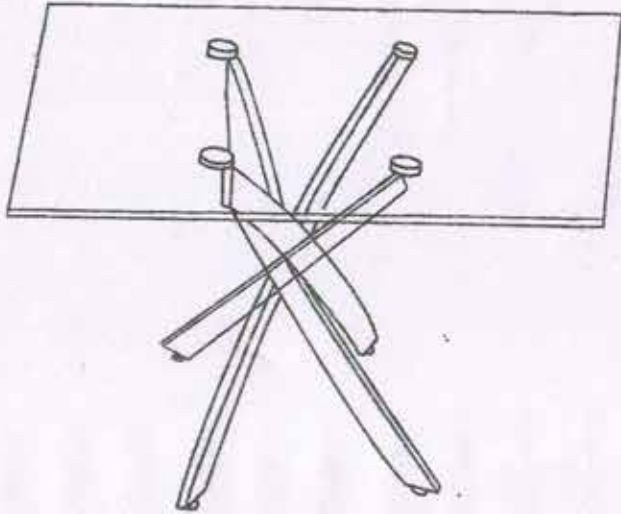
③



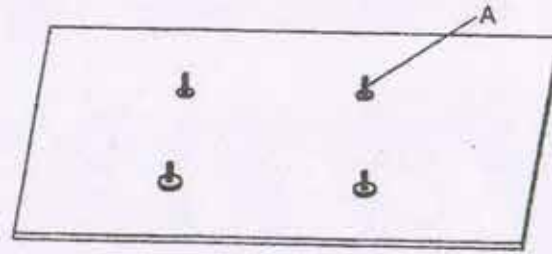
Important Note: Do not fully tighten the screws until all completely assembled

A  Rod 8x15mm x4	B  Nuts M8 x4	C  Table Feet x4
D  Washers $\varnothing 8 \times 16 \text{mm}$ x4	E  Screws 6x16mm x4	F  Wrench M8 x1
G  Allenkey M5 x1	H  Connecting Piece x1	

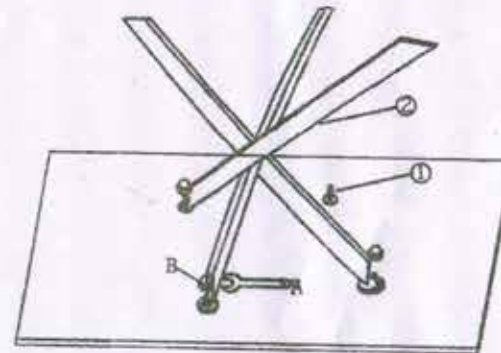
T-5005 Coffee Table



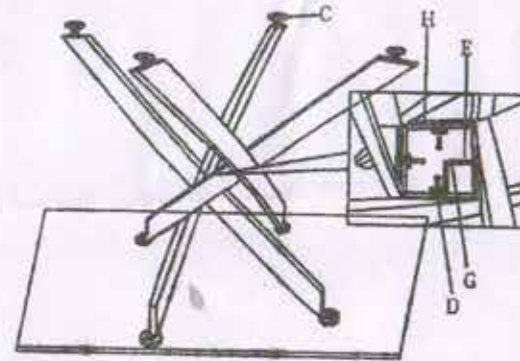
①











②



③



A  Rod 8x15mm x4	B  Nuts M8 x4	C  Table Feet x4
D  Washers \varnothing 8x16mm x4	E  Screws 6x16mm x4	F  Wrench M8 x1
G  Allenkey M5 x1	H  Connecting Piece x1	

Important Note: Do not fully tighten the screws until all completely assembled