








ASSEMBLY INSTRUCTION

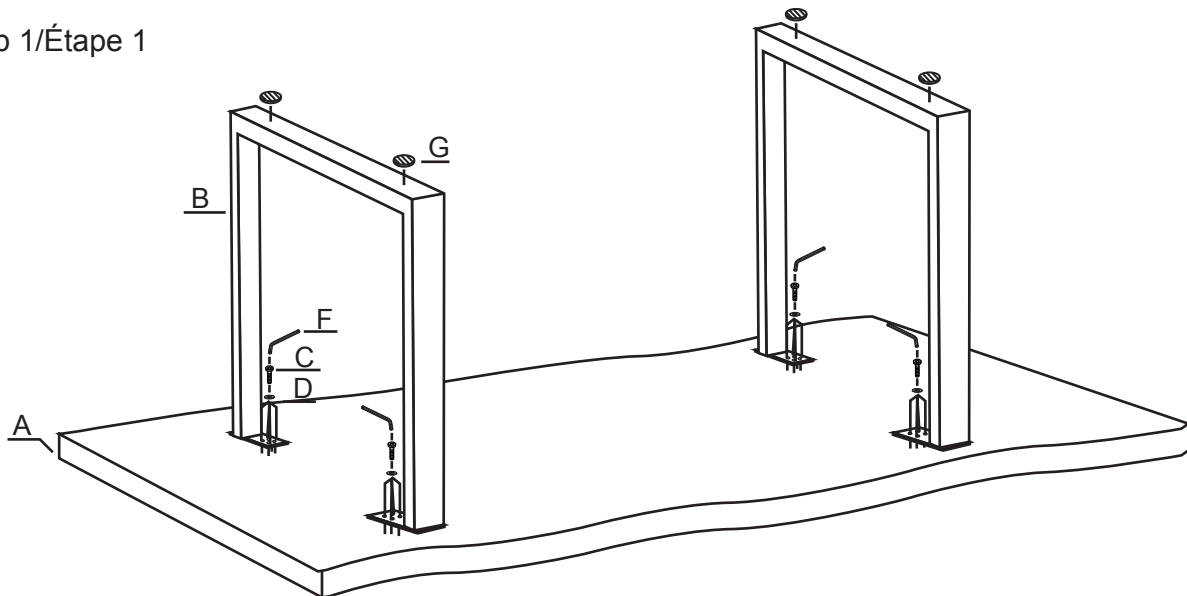
INSTRUCTIONS DE MONTAGE

Item NO.:T-3350

HARDWARE LIST/Liste du Matériel				
NO.	PART	DESCRIPTION	Q'TY	
Non.	Partie	La Description	Qté	
A		MDF top/MDF haut	1	
B		Frame/Cadre	2	
C		Screw/Vis	16	
D		Washer/Laveuse	16	
F		Allen Key/Clé allen	1	
G		Feet/Pieds	4	



step 1/Étape 1



step 2//Étape 2

