










# ASSEMBLY INSTRUCTION INSTRUCTIONS DE MONTAGE

Item NO.: T-211

HARDWARE LIST////Liste du Matériel			
NO.	PART	DESCRIPTION	Q'TY
Non.	Partie	La Description	Qté
A		Seat / Siège	1
B		Frame / Cadre	2
C		short screw/ vis courte	4
D		middle screw/ vis du milieu	2
E		Washer / Machine à laver	6
F		long screw/ longue vis	2
G		allen key/allan clé	1
H		transom/tableau	1



Step: 1/Étape 1

Step: 2/Étape 2

Step: 3/Étape 3

